

# PLAZA

---

Plaza is our contemporary tube-on-tube feature radiator. A vertical design perfect for any room, giving your home designer aesthetics without losing high-quality heat outputs.


## Features

- Available in two heights
- Available in two widths
- Available as single or double
- Durable powder coated in white RAL 9016 paint for a brighter, whiter finish
- Available in our 9 classic colours and in a large range of RAL colours - see pages 6-7
- Manufactured and tested to BS EN 442
- Full 10-year warranty

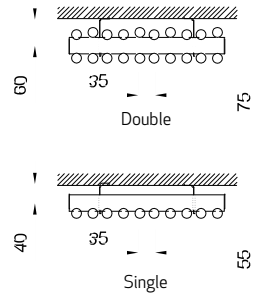
For more information see page 24.



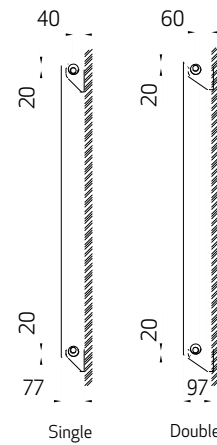
# Plaza Actual Dimensions



Plaza Vertical Elevation



Plaza Vertical Plan



Plaza Vertical Section

### Plaza - Water Content Per Element /Tube (L)

Type	Height (mm)	
	1800	2000
Single	0.57	0.61
Double	1.06	1.17

**Note:** the distance between the connection centres equals the length of radiator.

Plazas have a factory fitted centre baffle as standard in the bottom header, for Bottom Opposite End (BOE) installation only.

All Plaza Radiators: Test Pressure: 5.2bar Max Operating Pressure: 4bar